

Bellatrix








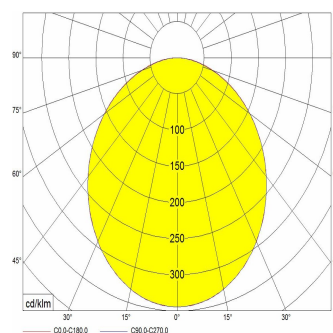
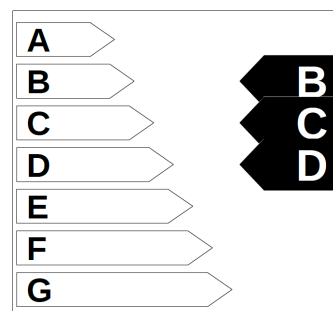
Body:
aluminium profile
B – white RAL 9003
S – grey RAL 9006

Optic:
KO – opal cover
KNO – prismatic opal cover

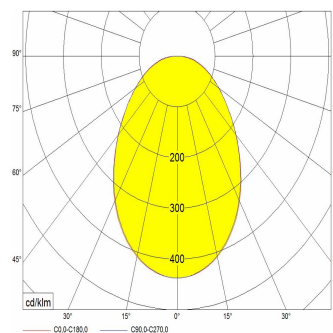
Installation:
Surface or pendant fitting

Accessories:
EXALCM/ZAVES - suspension set for CM fittings
EXALCS/ZAVES - suspension set for CS fittings

LED			230 V 50 Hz
240 V 50 Hz	EVG 	IP 20	CRI 80
SDCM 3	80000 L80B50	EVG DIMM 	



BELLATRIX KO



BELLATRIX KNO

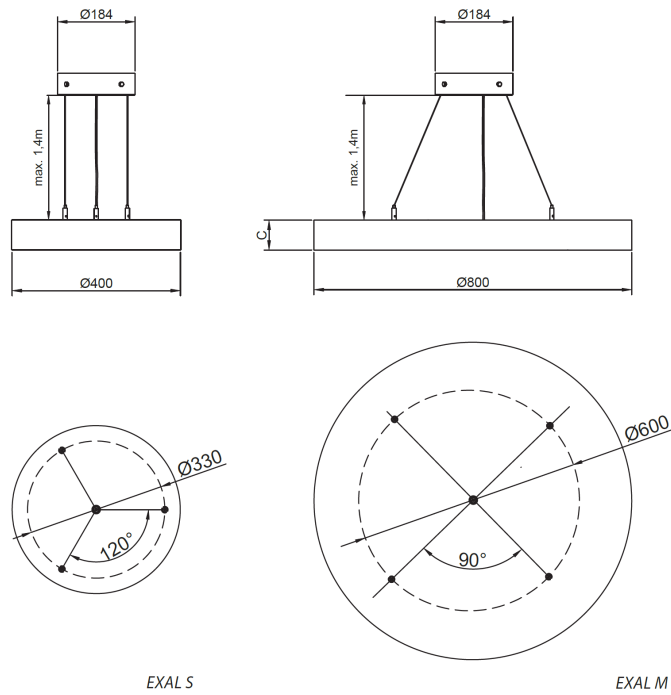
Luminaire profile

Cover Safety Holder

Cover detail



BELLATRIX	3000	CS	4	KO	P	D	B	ND
Luminaire type	Luminaire light output	Shape: CS = circle 400 mm CX = circle 600 mm CM = circle 800 mm	Color temperature: 3 = 3000K 4 = 4000K MIXW - tunable white	Cover type: KO - opal cover KNO - prismatic opal cover	Assembly: P = surface	Light distribution: D – direct	Colour: B = white S = grey	Driver type: ND – no dimmable DALI – dimmable DALI



	W	lm*	Ø	C	kg
BELLATRIX3000 CS	28	3300	400	72	2,7
BELLATRIX5000 CS	41	4700	400	72	2,7
BELLATRIX5000 CSMIX	42	4700	400	72	2,7
BELLATRIX4000 CX	32	4000	610	72	4
BELLATRIX5000 CX	40	4900	610	72	4
BELLATRIX6000 CX	48	5900	610	72	4
BELLATRIX8000 CM	78	8000	800	72	6
BELLATRIX8000 CMMIX	80	7800	800	72	6
BELLATRIX12000 CM	96	11900	800	72	6
BELLATRIX16000 CM	126	16000	800	72	6

* - luminaire light output